


HTRF® KINASE ACTIVITY TOOLBOX REAGENTS

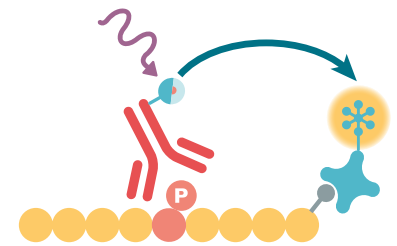


Build your own robust kinase activity assay with Cisbio's HTRF kinase toolbox reagents based on a TR-FRET sandwich immunoassay. Quantify the activity of any Tyrosine or Serine/Threonine kinase you wish by measuring the phosphorylation status of its substrate and enjoy the freedom of designing your own homogenous, non-radioactive assay that follows a simple one step, mix-and-read protocol without any washing.

EXPERIENCE THE FREEDOM OF BUILDING YOUR OWN ASSAYS

- An extensive line of labeled phospho-specific antibodies
- Flexible in ATP concentration: no limitations
- Easy miniaturization for high throughput
- Compatibility with either peptide or full length protein substrates
- Various packaging sizes for HTS and profiling applications
- High Z' scores, reliable and reproducible results

Protein kinases have been associated with cancer, inflammation, immune disorders, and metabolic diseases. Cisbio's patented HTRF technology has been trusted by leading drug discovery researchers to successfully screen for Tyrosine and Serine/Threonine kinase inhibitors, agonists and allosteric modulators.



ASSAY PRINCIPLE

The HTRF kinase activity toolbox reagents comprise a phospho-Tyr, Ser/Thr- specific antibody labelled with a Eu^{3+} cryptate functioning as a donor and an XL665/d2 acceptor antibody or streptavidin which generate a TR-FRET signal when in proximity.

KINASES

ALL HTRF KINASE ASSAYS ARE BUILT AROUND A COMMON FORMAT

Once the kinase substrate is phosphorylated, the anti-phospho antibody will recognize the phosphorylation mark and the proximity of donor (labeled specific antibody) and acceptor (labeled anti-Tag) will consequently lead to a fluorescent TR-FRET signal that can be read on an HTRF compatible reader.

The signal intensity is proportional to substrate phosphorylation.

The basic assay is run in two steps: the kinase reaction step followed by the detection step using HTRF reagents

Enzymatic step: The kinase is incubated with compounds and substrate. ATP is added to start the reaction.

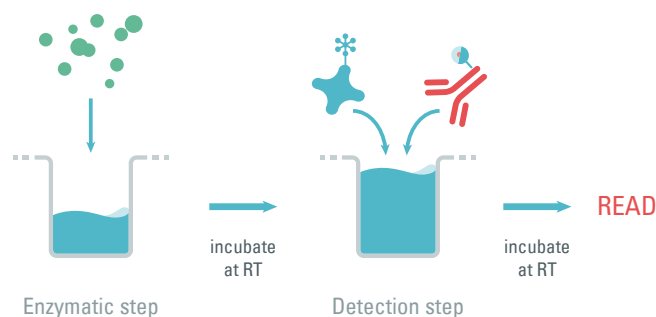
Detection step: Eu^{3+} cryptate and XL665/d2 conjugate are added in solution with EDTA* to stop the reaction.

The two detection reagents can be pre-mixed and added in a single dispensing step providing enhanced speed and simplicity

* we recommend to use ready-to-use HTRF KinEASE buffer containing EDTA

Compounds + kinase + biotin-substrate + ATP

anti-phospho-specific antibody-cryptate + streptavidin-XL665 in EDTA



ORDERING INFORMATION — KINASE REAGENTS:

PRODUCT	TESTS#	PART#
PAb Anti-phospho AKT substrate- Eu^{3+} cryptate	500	61P02KAE
MAb Anti-phospho AKT- Eu^{3+} cryptate	500	61P15KAE
PAb Anti-phospho ATF2- Eu^{3+} cryptate	500	61P12KAE
PAb Anti-phospho C-JUN- Eu^{3+} Cryptate	500	61P14KAE
MAb Anti-phospho CREB- Eu^{3+} Cryptate	500	61P13KAE
MAb Anti-phospho ELK-1- Eu^{3+} Cryptate	500	61P11KAE
MAB Anti-phospho histone H3- Eu^{3+} Cryptate	500	61P07KAE
PAb Anti-phospho I kappa B alpha- Eu^{3+} Cryptate	500	61P06KAE
MAB Anti-phospho MEK1/2- Eu^{3+} Cryptate	500	61P17KAE
MAB Anti-phospho P38- Eu^{3+} Cryptate	500	61P04KAE
MAB Anti-phospho p53- Eu^{3+} Cryptate	500	61P08KAE
PAb Anti-phospho PKA substrate- Eu^{3+} Cryptate	500	61P01KAE
MAB Anti-phospho PKC substrate- Eu^{3+} Cryptate	500	61P03KAE
MAB Anti-phospho p44/42- Eu^{3+} Cryptate	500	61P10KAE
MAB Anti-phospho SAP/JNK- Eu^{3+} Cryptate	500	61P09KAE
PAb Antiphosphothreonine- Eu^{3+} Cryptate	500	61PTRKAE
MAB PT66- Eu^{3+} Cryptate	5,000*	61T66KLA
MAB PY20- Eu^{3+} Cryptate	5,000*	61Y20KLA
Substrate: PolyGT-Biotin	5,000**	61GT0BLA

Also available under 10,000 tests, * 20,000 tests and **100,000 tests
Bulk size available on request, contact us

ORDERING INFORMATION — ACCEPTOR REAGENTS:

PRODUCT	TESTS#	PART#
MAB Anti 6HIS-d2	1,000	61HISDLF
MAB Anti 6HIS-XL665	1,000	61HISXLF
MAB Anti myc-d2	1,000	61MYCDAF
MAB Anti myc-XL665	1,000	61MYCXLF
MAB Anti FLAG M2-d2	1,000	61FG2DLF
MAB Anti FLAG M2-XL665	1,000	61FG2XLF
MAB Anti GST-d2	1,000	61GSTDLF
MAB Anti GST-XL665	1,000	61GSTXLF
MAB Anti HA-d2	1,000	61HADAF
MAB Anti HA-XL	1,000	61HAXLF
Streptavidin-d2	1,000	610SADLF
Streptavidin-XL665	1,000	610SAXLF
Streptavidin-XLent!	5,000*	611SAXLA

Also available under 1,000 and 20,000 tests and * 20,000 tests
Bulk size available on request, contact us

ORDERING INFORMATION — BUFFER:

PRODUCT	TESTS#	PART#
HTRF KinEASE detection buffer	200 mL	62SDBRDF

For more information, please visit <https://www.cisbio.eu/dd/by-category/kinases>

INTERACTION IS EVERYTHING

From the chemistry of our assays to the collaborative nature of our relationship with customers, Cisbio's approach is founded on the belief that "interaction is everything". Talk to us, and discover a partner dedicated to providing exactly what you need for custom labeling and kinase assay development applied to your specific kinase target:

- Convenient ready-to-use kits
- Custom assay capabilities
- Expert technical support
- Complete confidentiality
- Trusted and proven HTRF technology

FOR MORE INFORMATION

Europe and other countries +33(0)466 796 705 U.S. and Canada 1-888-963-4567

China +86 10 8080 9288 Japan +81-(0)43-306-8712

Visit www.cisbio.com to find a list of our regional distributors



cisbio